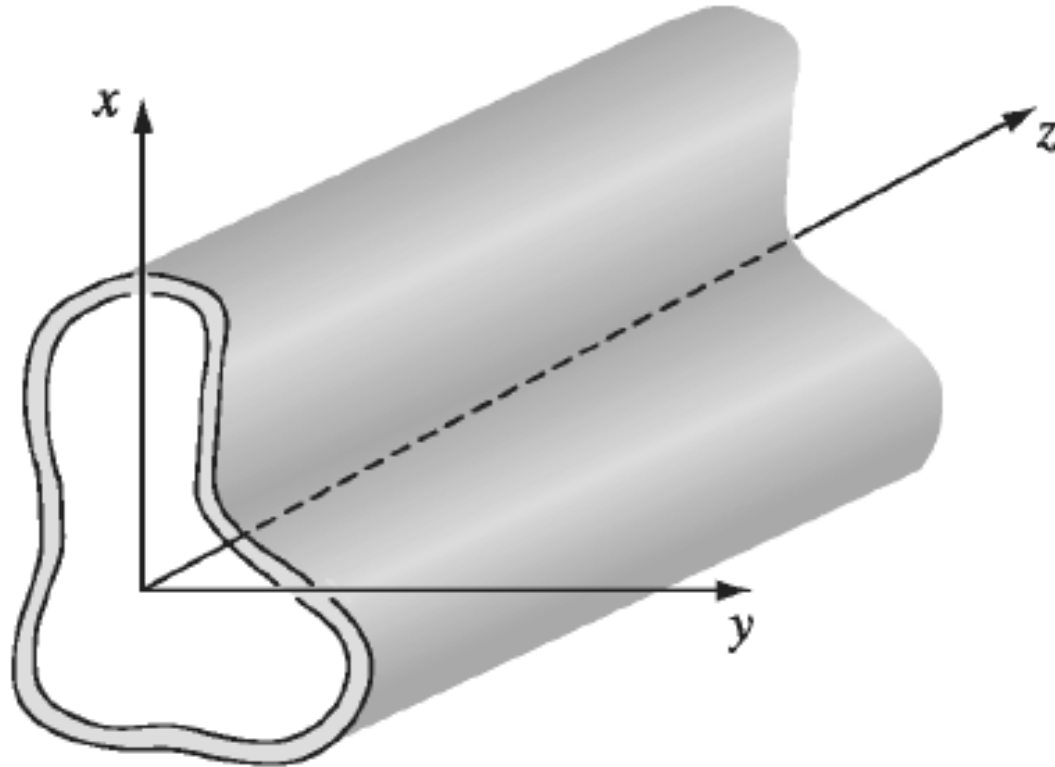


Electromagnetic Resonators

EEL207: Uday Khankhoje
EE, IIT Delhi

Waveguides (recap)



Waveguides (recap) [1]

1. Maxwell:

$$\left. \begin{array}{ll} \text{(i)} \quad \nabla \cdot \mathbf{E} = 0, & \text{(iii)} \quad \nabla \times \mathbf{E} = -\frac{\partial \mathbf{B}}{\partial t}, \\ \text{(ii)} \quad \nabla \cdot \mathbf{B} = 0, & \text{(iv)} \quad \nabla \times \mathbf{B} = \frac{1}{c^2} \frac{\partial \mathbf{E}}{\partial t}. \end{array} \right\}$$

2. Expand fields into components:

$$\begin{aligned} \vec{E}(x, y, z, t) &= \vec{E}_0(x, y) e^{j(\omega t - kz)} \\ \vec{E}_0 &= E_x \hat{x} + E_y \hat{y} + E_z \hat{z} \end{aligned}$$

Waveguides (recap) [1]

3. Transverse components in terms of E_z , B_z :

$$(i) \quad E_x = \frac{i}{(\omega/c)^2 - k^2} \left(k \frac{\partial E_z}{\partial x} + \omega \frac{\partial B_z}{\partial y} \right),$$

$$(ii) \quad E_y = \frac{i}{(\omega/c)^2 - k^2} \left(k \frac{\partial E_z}{\partial y} - \omega \frac{\partial B_z}{\partial x} \right),$$

$$(iii) \quad B_x = \frac{i}{(\omega/c)^2 - k^2} \left(k \frac{\partial B_z}{\partial x} - \frac{\omega}{c^2} \frac{\partial E_z}{\partial y} \right),$$

$$(iv) \quad B_y = \frac{i}{(\omega/c)^2 - k^2} \left(k \frac{\partial B_z}{\partial y} + \frac{\omega}{c^2} \frac{\partial E_z}{\partial x} \right).$$

(Note: replace i by $-j$ above)

Waveguides (recap) [1]

4. Solve for E_z , B_z from here:

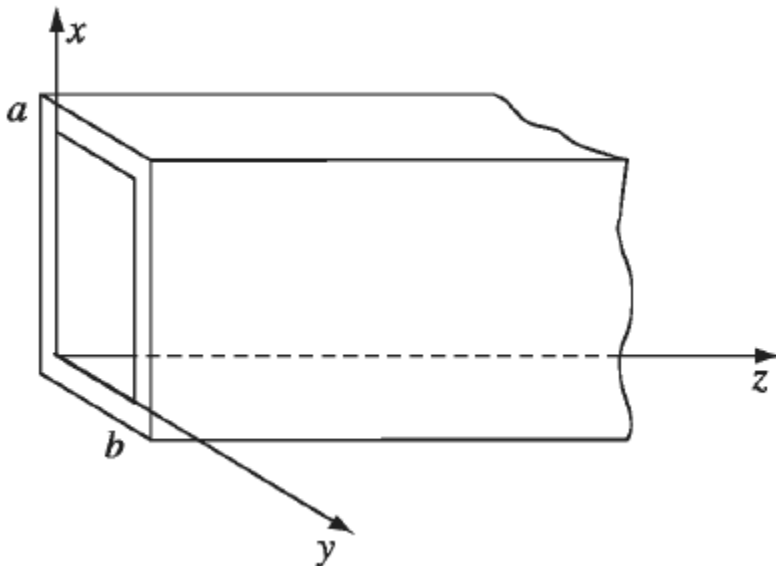
$$\left. \begin{array}{l} \text{(i)} \quad \left[\frac{\partial^2}{\partial x^2} + \frac{\partial^2}{\partial y^2} + (\omega/c)^2 - k^2 \right] E_z = 0, \\ \text{(ii)} \quad \left[\frac{\partial^2}{\partial x^2} + \frac{\partial^2}{\partial y^2} + (\omega/c)^2 - k^2 \right] B_z = 0. \end{array} \right\}$$

Waveguides (recap) [1]

- TE Solutions of the form

$$B_z(x, y, z, t) = B_0 \cos\left(\frac{m\pi x}{a}\right) \cos\left(\frac{n\pi y}{b}\right) e^{j(\omega t - kz)}$$

i.e. a fwd travelling wave



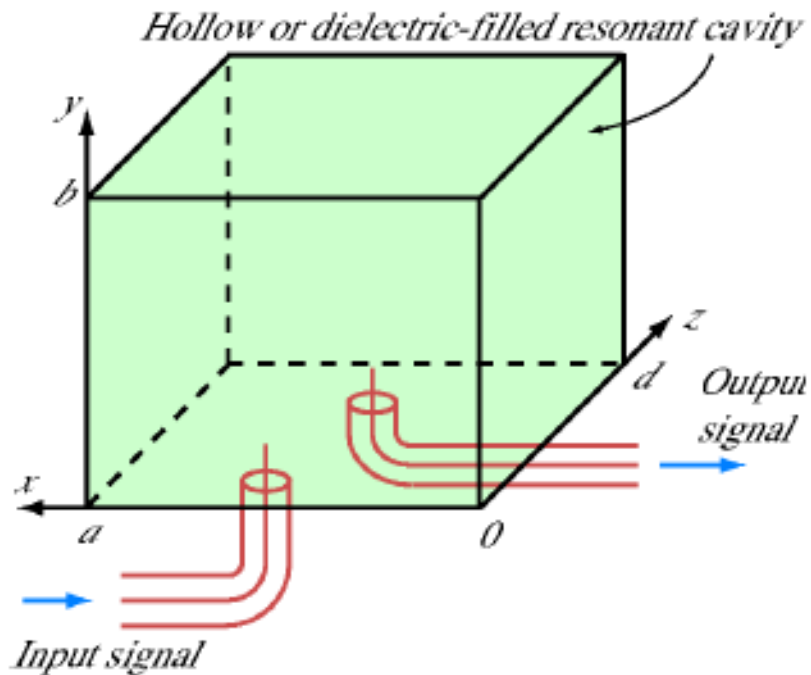
Cut off freqs:

$$\omega_{mn} = c\pi \sqrt{\left(\frac{m}{a}\right)^2 + \left(\frac{n}{b}\right)^2}$$

Cap the ends with metal plates [2]

$$B_z = (B_0^+ e^{-jkz} + B_0^- e^{jkz}) \cos\left(\frac{m\pi x}{a}\right) \cos\left(\frac{n\pi y}{b}\right) e^{j\omega t}$$

Fwd and bkwd waves



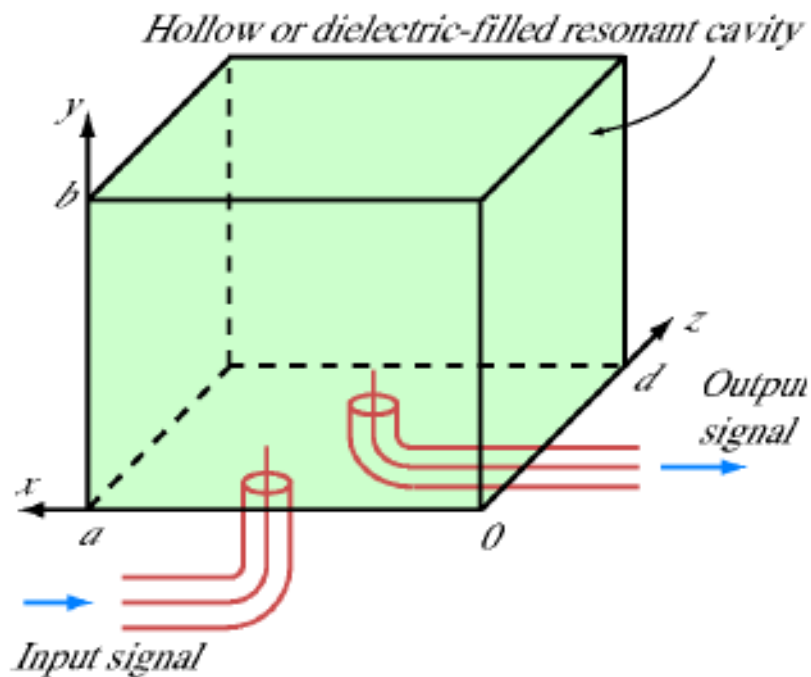
Boundary conditions at
 $z = 0, z = d$:

$$\begin{aligned} (\nabla \times \vec{E})_z &= -j\omega B_z \\ &= \frac{\partial E_x}{\partial y} - \frac{\partial E_y}{\partial x} \\ &= 0 \end{aligned}$$

Cap the ends with metal plates [2]

This implies that $B_0^+ = -B_0^-$, $kd = p\pi$ and :

$$B_z = -2jB_0^+ \sin\left(\frac{p\pi z}{d}\right) \cos\left(\frac{m\pi x}{a}\right) \cos\left(\frac{n\pi y}{b}\right) e^{j\omega t}$$



The frequency of a waveguide mode earlier was

$$ck = \sqrt{\omega^2 - \omega_{mn}^2}$$

Now, k is restricted, so

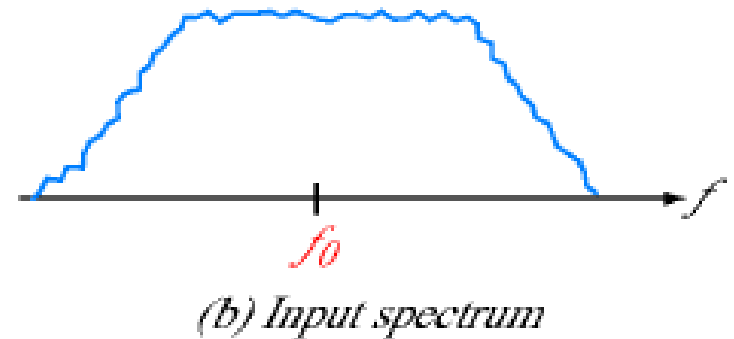
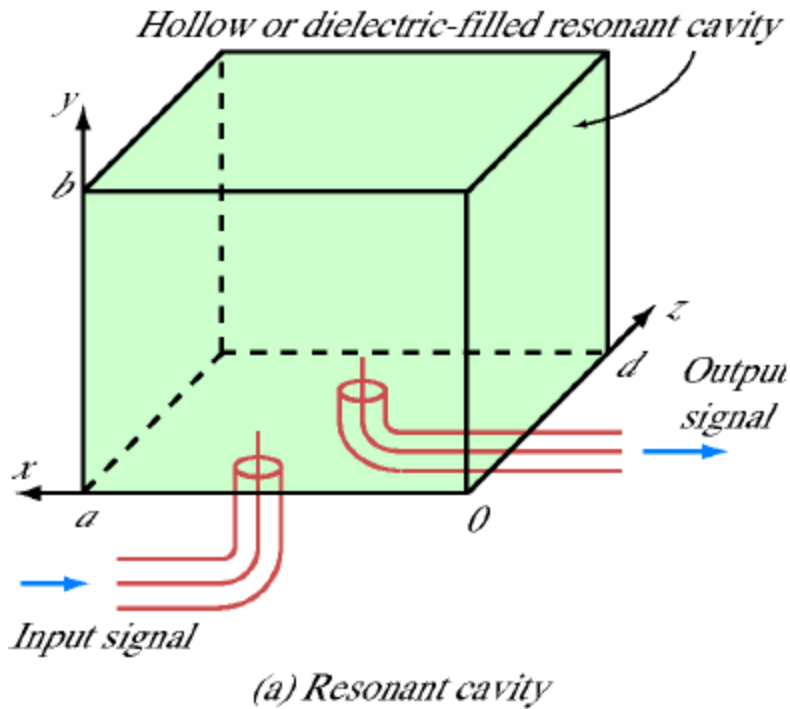
$$\omega_0 = c\pi \sqrt{\left(\frac{p}{d}\right)^2 + \left(\frac{m}{a}\right)^2 + \left(\frac{n}{b}\right)^2}$$

Waveguide frequency

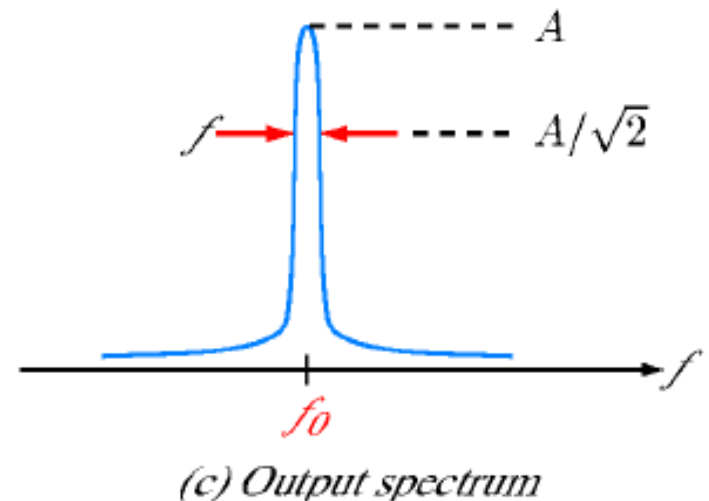
Losses in a resonator

- Perfect metal \rightarrow No losses
- Finite $\sigma \Rightarrow$ Boundary conditions get slightly modified \Rightarrow System supports small range of frequencies around ω_0

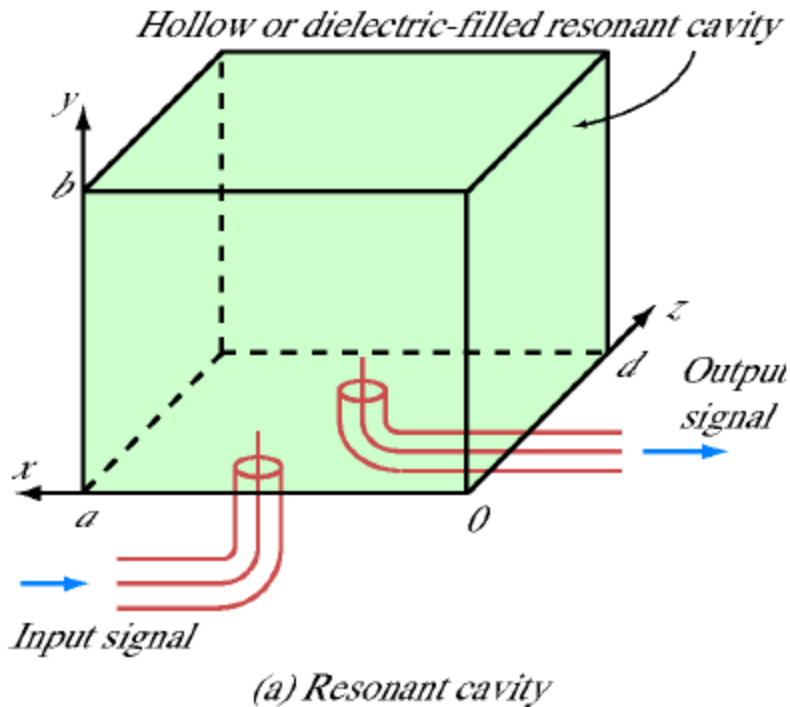
Waveguide resonator [2]



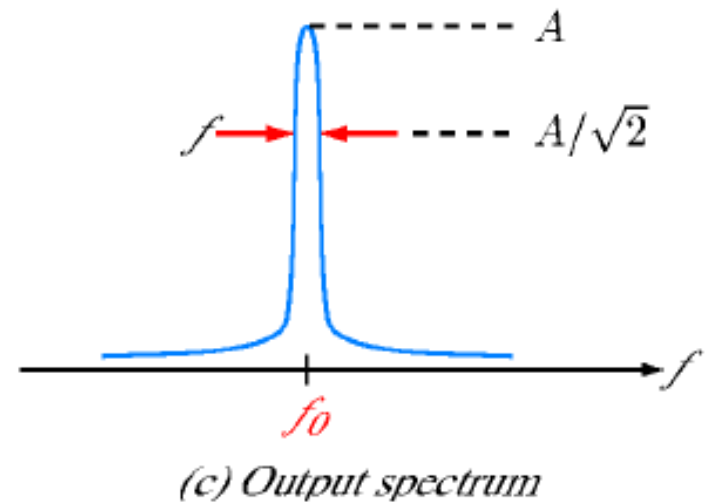
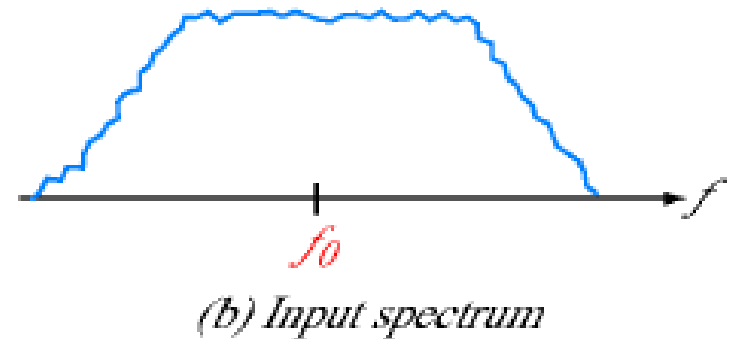
$$Q = \omega_0 \frac{\text{Energy Stored}}{\text{Power lost}}$$



Waveguide resonator [2]



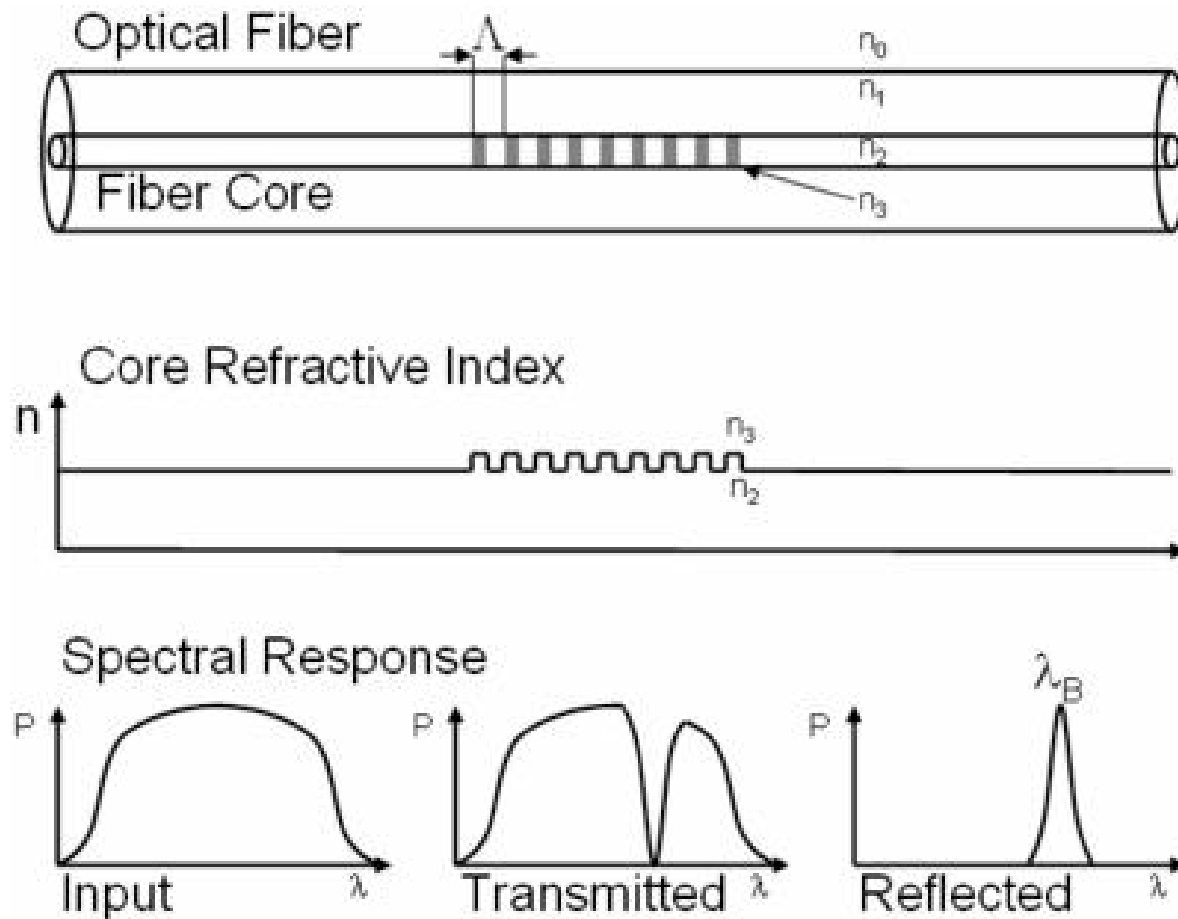
$$Q \approx \frac{\omega_0}{\Delta\omega}$$



Calculating resonator loss allows Q calc.

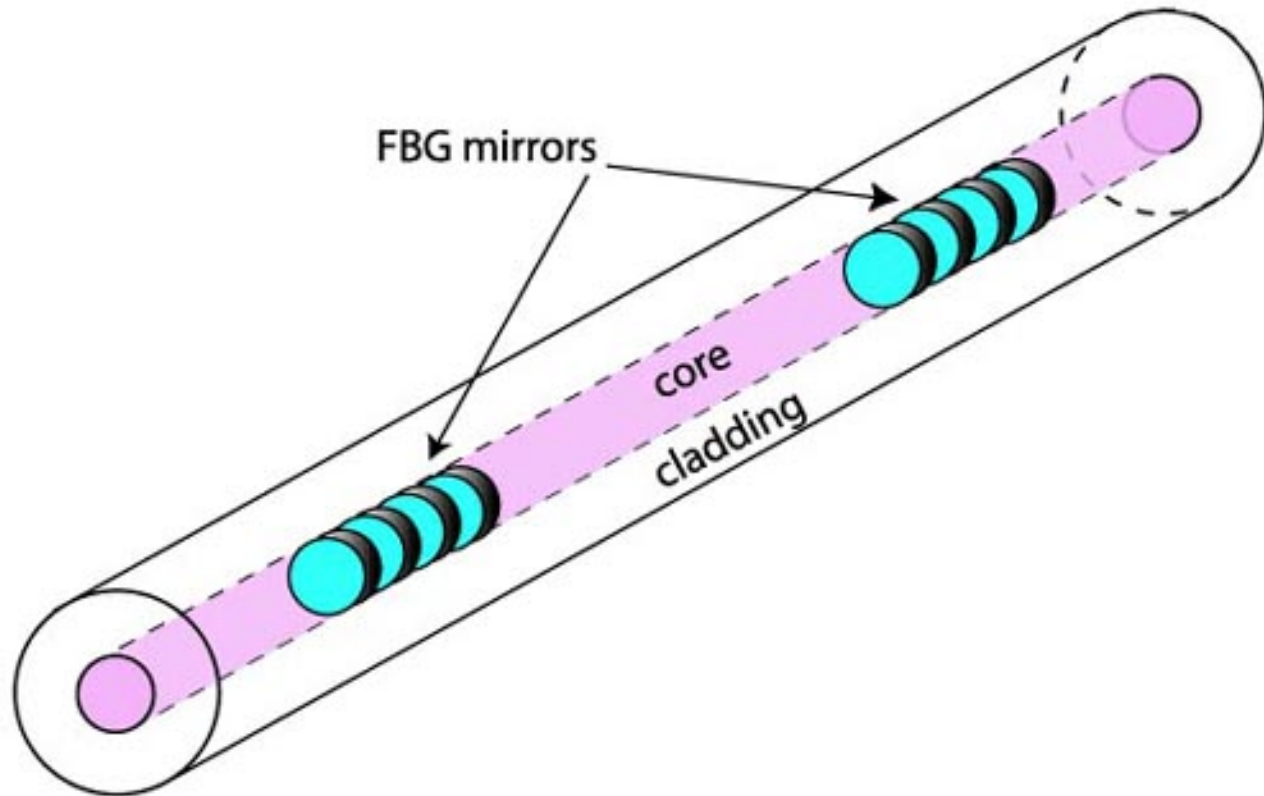
Resonators in the real world

- Fiber-Bragg mirrors [3]

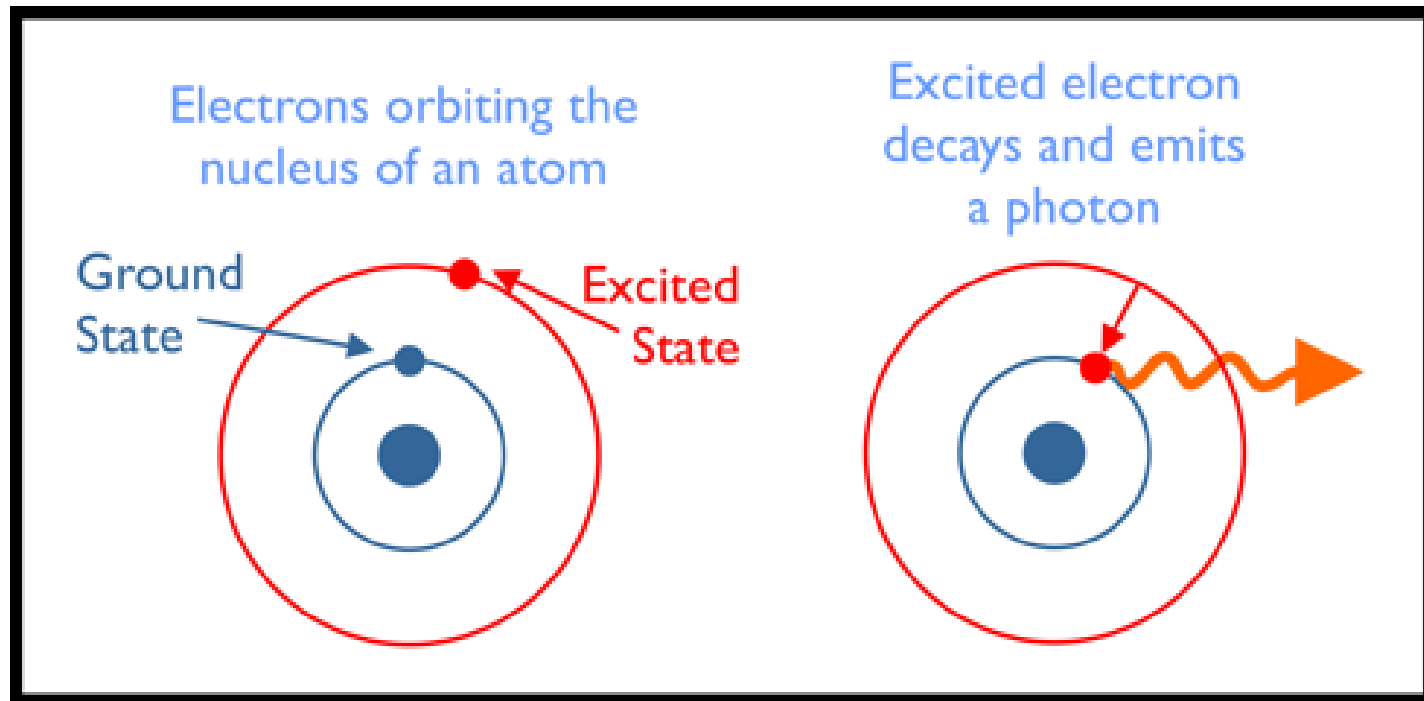


Resonators in the real world

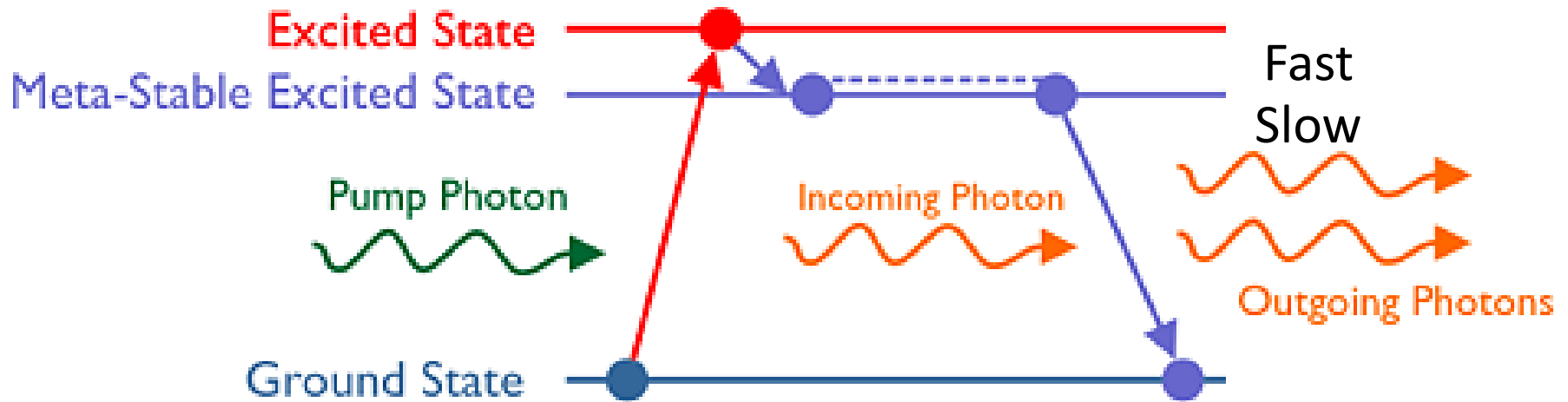
- Fiber-based resonator [4]



Laser Physics in brief [5]



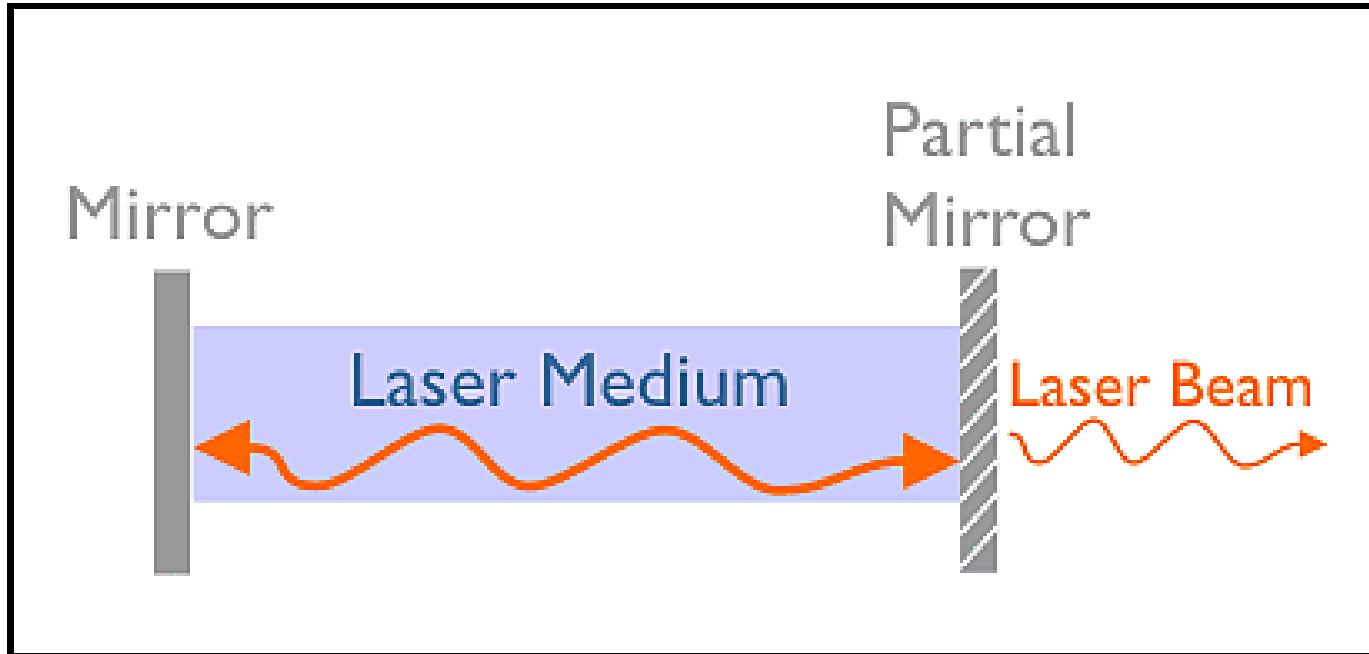
Laser Physics in brief [5]



The presence of a photon encourages another photon to be emitted: **Stimulated emission**

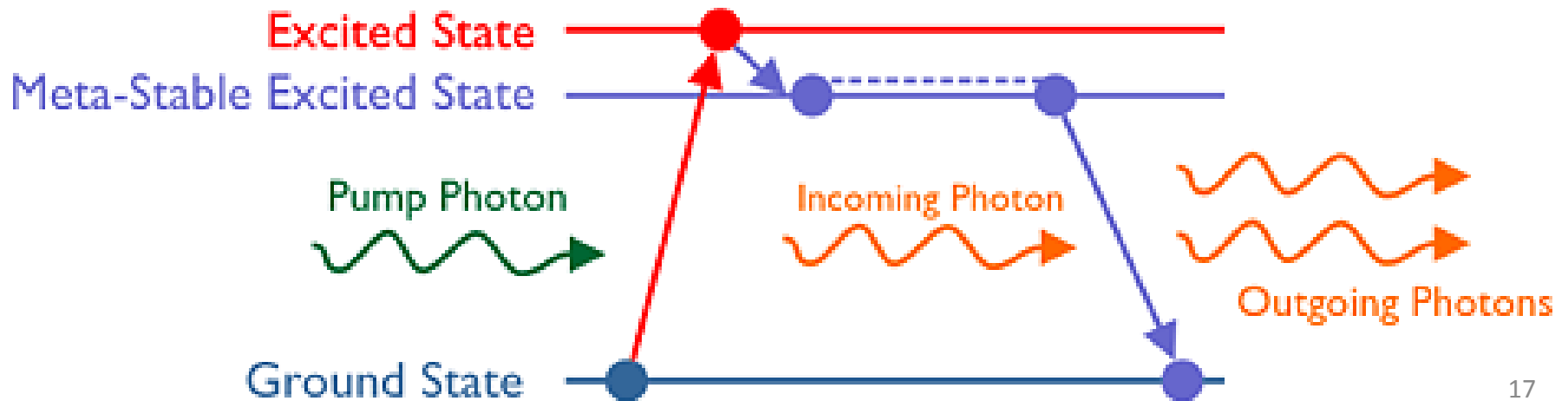
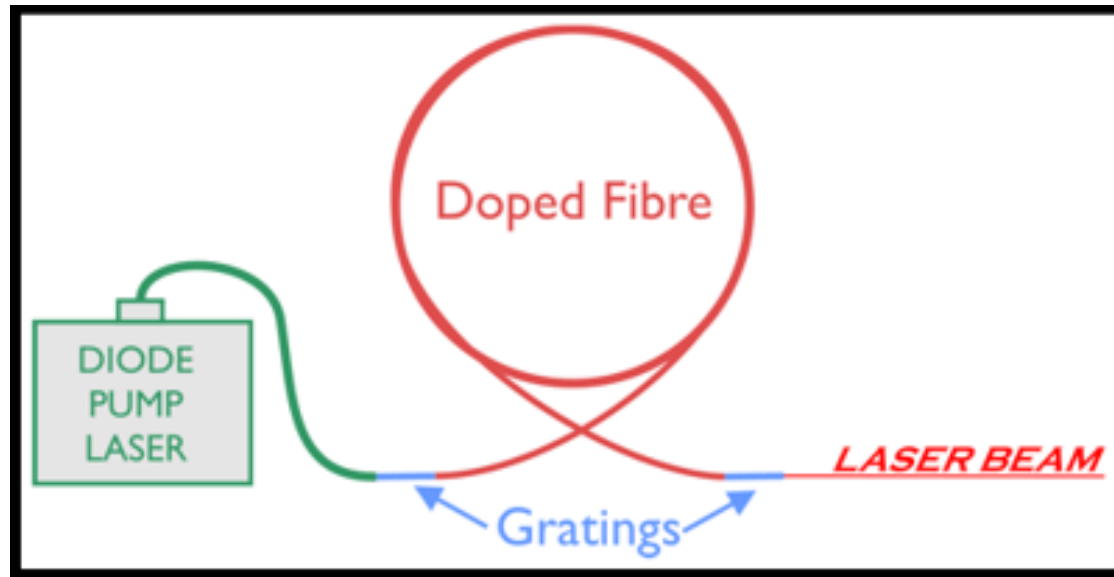
$$\text{Only 2 level system, } \frac{N_2}{N_1} = \exp\left(-\frac{\Delta E}{kT}\right)$$

Laser Physics in brief [5]

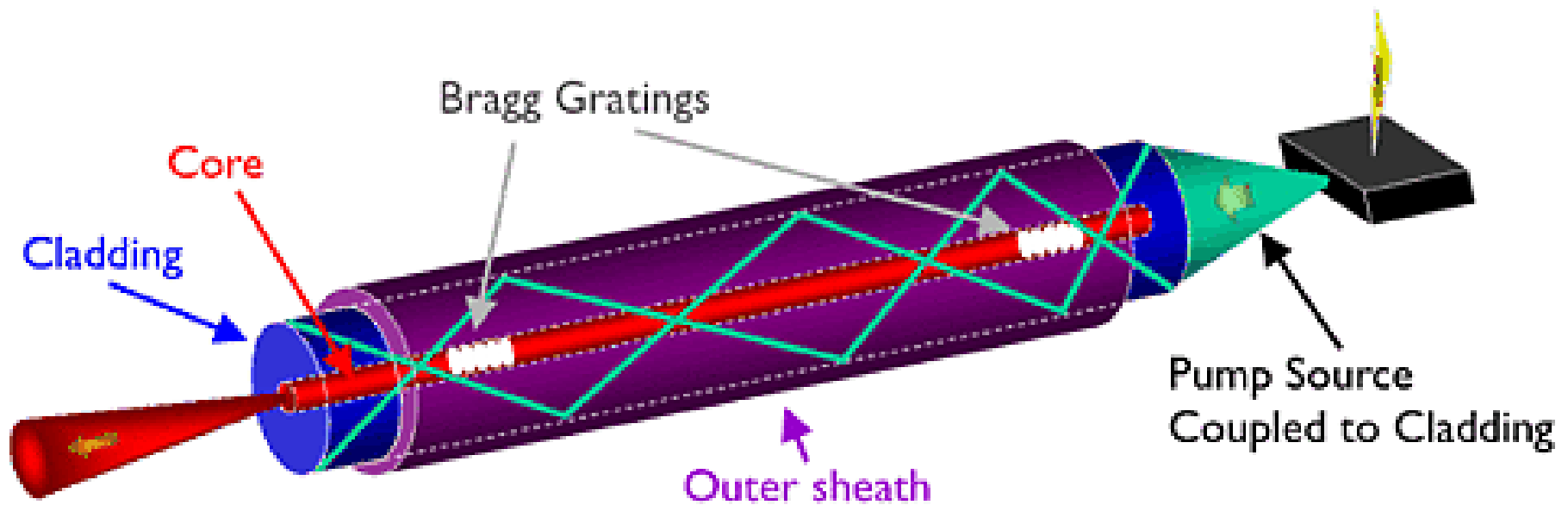


So, the resonant frequency of the resonator must match the energy transition of the gain/laser medium!

Laser Physics in brief [5]



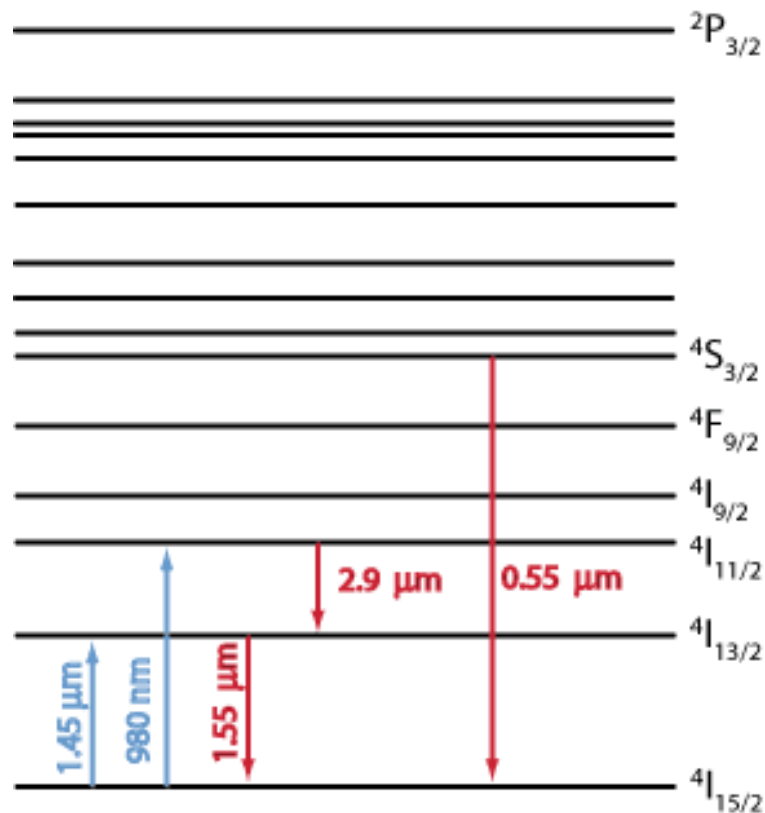
Laser Physics in brief [5]



Gain medium in the fiber? [6]

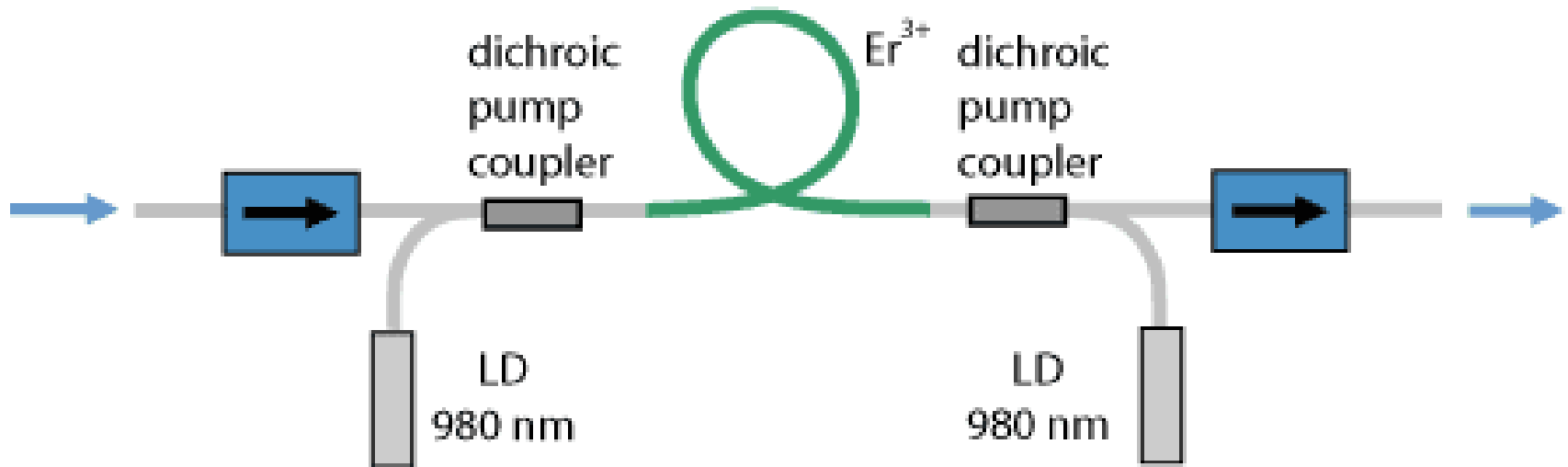
- Introduce a rare Earth ion into the fiber:
Called “doping” – Erbium Doped Fiber

Energy band
diagram of
 Er^{3+}



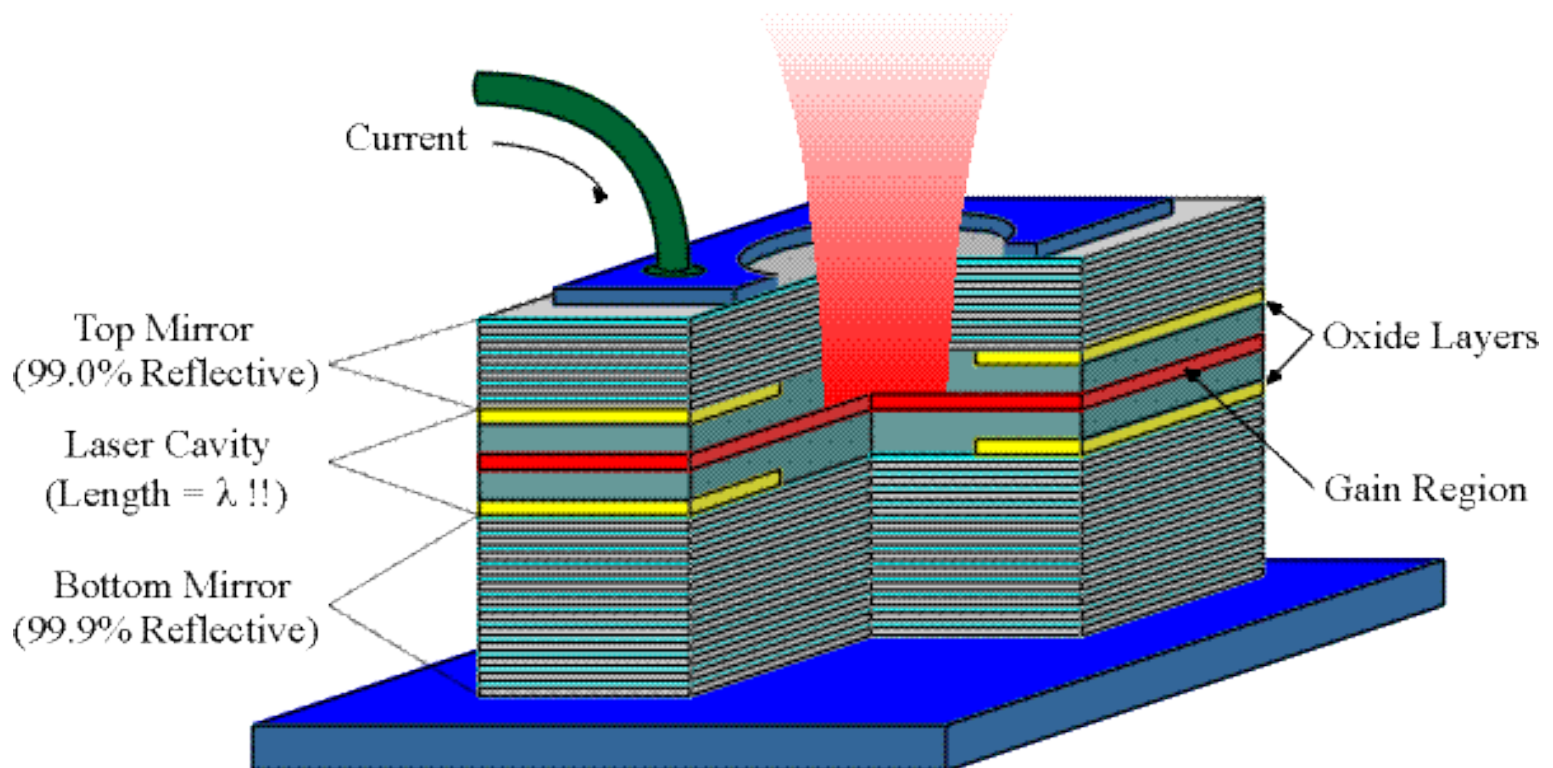
Applications [7]

- As a gain medium in a fiber-laser
- As an amplifier in fiber optics: backbone of ALL telecom!



VCSEL

- Vertical Cavity Surface Emitting Laser [8]



References

- [1] Griffiths, Introduction to Electrodynamics, 4th Ed.
- [2] Ulaby et al., Fundamentals of applied electromagnetics, 6th Ed.
- [3] <http://www.hoestarinsp.com.sg/FBG1-large.jpg>
- [4] <http://spie.org/x8609.xml>
- [5] <http://www.orc.soton.ac.uk/61.html>
- [6] http://www.rp-photonics.com/erbium_doped_gain_media.html
- [7] http://www.rp-photonics.com/erbium_doped_fiber_amplifiers.html
- [8] <http://japaneseclasse.jp/trends/about/VCSEL>